


m o o o i


Flock of Light

STUDIO TOER




Flock of Light, by Studio Toer, transforms from a light and airy artistic design piece at daytime to a swarm of bright warm lights at night. A swarm captured in stillness. Flock of Light comes in three sizes: 11, 21, and 31, referring to the number of light sources. No matter how big your room or table, there's a Flock of Light suitable to light it up.

Detailing



Like standing amidst a swarm of buzzing bright lights. Flock of Light captures the magic of a warm summer evening.

Colours



Flock of Light

Flock of Light / 11

Dimensions

80cm | 31.5"



65cm | 25.6"

65cm | 25.6"



Product

WIDTH 80cm | 31.5"

HEIGHT 65cm | 25.6"

DEPTH 65cm | 25.6"

WEIGHT NETTO 0.9kg | 1.98lbs

Packaging

WIDTH 57cm | 22.4"

HEIGHT 57cm | 22.4"

CUBAGE 0.21m³ | 7.34ft³

LENGTH 64cm | 25.2"

WEIGHT 2.5kg | 5.51lbs

Technical CE

MATERIAL

bronze wires, brass cups with semi-transparent polycarbonate diffusers

ENERGY LABEL

A+

INSTALLATION REQUIRED

Yes

LIGHTSOURCE TYPE

LED

LIGHTSOURCE INCLUDED

Yes

NUMBER OF LIGHTSOURCES

11

SHAPE

Abstract

INPUT VOLTAGE

220-240V

FREQUENCY

50/60

MAX POWER CONSUMPTION

12W

LAMPHOLDER

LED (Solid state)

LIFETIME

50000 hours

CABLE COLOUR

Transparent with tinned cores

CABLE LENGTH

250cm | 98.4"

CANOPY

Pebble II White, ABS

COLOUR TEMPERATURE

2500 K (max)

CRI

91

LIGHT DIRECTION

All directions

LIGHT OUTPUT

1240 lm

DIMMING & LIGHTING CONTROL

Mains, Trailing edge, Reverse phase

See last page for more information about the dimming possibilities.



Technical UL

MATERIAL

bronze wires, brass cups with semi-transparent polycarbonate diffusers

ENERGY LABEL

A+

INSTALLATION REQUIRED

Yes

LIGHTSOURCE TYPE

LED

LIGHTSOURCE INCLUDED

Yes

NUMBER OF LIGHTSOURCES

11

SHAPE

Abstract

INPUT VOLTAGE

110-130V

FREQUENCY

50/60

MAX POWER CONSUMPTION

12W

LAMPHOLDER

LED (Solid state)

LIFETIME

50000 hours

CABLE COLOUR

Transparent with tinned cores

CABLE LENGTH

250cm | 98.4"

CANOPY

Pebble II White, ABS

COLOUR TEMPERATURE

2500 K (max)

CRI

91

LIGHT DIRECTION

All directions

LIGHT OUTPUT

1240 lm

DIMMING & LIGHTING CONTROL

Mains, Trailing edge, Reverse phase

See last page for more information about the dimming possibilities.



Flock of Light / 21

Dimensions

135cm | 53.2"



80cm | 31.5"

85cm | 33.5"



Product

WIDTH 135cm | 53.1"

HEIGHT 80cm | 31.5"

DEPTH 85cm | 33.5"

WEIGHT NETTO 1.4kg | 3.09lbs

Packaging

WIDTH 77cm | 30.3"

HEIGHT 57cm | 22.4"

CUBAGE 0.48m³ | 17.05ft³

LENGTH 110cm | 43.3"

WEIGHT 4kg | 8.82lbs

Technical CE / CCC

MATERIAL

bronze wires, brass cups with semi-transparent polycarbonate diffusers

ENERGY LABEL

A+

LIGHTSOURCE TYPE

LED

NUMBER OF LIGHTSOURCES

21

FREQUENCY

50/60

LAMPHOLDER

LED (Solid state)

CABLE COLOUR

Transparent with tinned cores

CANOPY

Pebble II White, ABS

CRI

91

LIGHT OUTPUT

2308 lm

INSTALLATION REQUIRED

Yes

LIGHTSOURCE INCLUDED

Yes

INPUT VOLTAGE

220-240V

MAX POWER CONSUMPTION

22W

LIFETIME

50000 hours

CABLE LENGTH

250cm | 98.4"

COLOUR TEMPERATURE

2500 K (max)

LIGHT DIRECTION

All directions

DIMMING & LIGHTING CONTROL

Mains, Trailing edge, Reverse phase

See last page for more information about the dimming possibilities.



Technical UL

MATERIAL

bronze wires, brass cups with semi-transparent polycarbonate diffusers

ENERGY LABEL

A+

INSTALLATION REQUIRED

Yes

LIGHTSOURCE TYPE

LED

LIGHTSOURCE INCLUDED

Yes

NUMBER OF LIGHTSOURCES

21

INPUT VOLTAGE

110-130V

FREQUENCY

50/60

MAX POWER CONSUMPTION

22W

LAMPHOLDER

LED (Solid state)

LIFETIME

50000 hours

CABLE COLOUR

Transparent with tinned cores

CABLE LENGTH

250cm | 98.4"

CANOPY

Pebble II White, ABS

COLOUR TEMPERATURE

2500 K (max)

CRI

91

LIGHT DIRECTION

All directions

LIGHT OUTPUT

2308 lm

DIMMING & LIGHTING CONTROL

Mains, Trailing edge, Reverse phase

See last page for more information about the dimming possibilities.

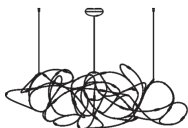


Flock of Light / 31

Dimensions

180 cm | 70.9"

100 cm | 39.4"



80cm | 31.5"

Product

WIDTH 180cm | 70.9"

HEIGHT 80cm | 31.5"

DEPTH 100cm | 39.4"

WEIGHT NETTO 1.4kg | 3.09lbs

Packaging

WIDTH 94cm | 37"

HEIGHT 66cm | 26"

CUBAGE 0.85m³ | 30.02ft³

LENGTH 137cm | 53.9"

WEIGHT 10kg | 22.05lbs

Technical CE / CCC / UL

ADDITIONAL

Flock of Light 31 is compatible with our Wireless Wall Switch, for quick and easy dimming that gives you full control over the light output.

MATERIAL

bronze wires, brass cups with semi-transparent polycarbonate diffusers

INSTALLATION REQUIRED

Yes

LIGHTSOURCE TYPE

LED

LIGHTSOURCE INCLUDED

Yes

NUMBER OF LIGHTSOURCES

31

INPUT VOLTAGE

120-250V

FREQUENCY

50/60

MAX POWER CONSUMPTION

24W

LAMPHOLDER

LED (Solid state)

LIFETIME

50000 hours

CABLE COLOUR

Transparent with tinned cores

CABLE LENGTH

250cm | 98.4"

CANOPY

Pebble III White, ABS

CHROM X

0.477

CHROM Y

0.412

COLOUR TEMPERATURE

2500 K (max)

CRI

91

LIGHT DIRECTION

All directions

LIGHT OUTPUT

2582 lm

R9

0

DIMMING & LIGHTING CONTROL

Wireless Wall Switch, DALI dt6, Push / Pulse dim on Line Voltage, Mains / ELV dimming is not possible

See last page for more information about the dimming possibilities.



Dimming & Lighting Control

Mains, Trailing edge, Reverse phase

The luminaire is dimmable by using an external Electronic Low Voltage dimmer. The dimmer is usually mounted on an existing wall socket and there is no need to change your home's wiring. On the dimmer it should show that it is a LED dimmer, suitable for 5 Watts or lower and C-type capable. Dimming is less fluent and can come with some flicker, a beep or a buzz.

Compatible models: 11 CE, 11 UL, 21 CE, 21 CCC, 21 UL

Wireless Wall Switch

With our Wireless Wall Switch, you'll have full control over your Moooi lighting design with one touch. Our Wireless Wall Switch comprises two components, a wall switch and radio device to put in the canopy of your Moooi lighting design. The wall switch can be integrated in System 55 or Decora style wall switches. The Wireless Wall Switch communicates via Bluetooth with the radio device in the luminaires canopy. Within moments you can enjoy full and fluent dimming, all the way to dark.

Compatible models: 31 CE, 31 CCC, 31 UL

DALI dt6

The luminaire is dimmable by integrating it into a DALI network. This is an universal and professional standard in home automation systems with endless control possibilities and ease. We advise to hire a professional to integrate the luminaire into your DALI network.

Compatible models: 31 CE, 31 CCC, 31 UL

Push / Pulse dim on Line Voltage

The luminaire is dimmable by using an external momentary switch or pushbutton switch. The switch is usually mounted on an existing wall socket. In some cases a Phase or Control wire needs to be added to your home's wiring. The switch should be suitable for use with line voltage and of the type 'normal off - momentary on'. The luminaire dims perfectly when the switch makes and holds contact. A short press switches between on and off.

Compatible models: 31 CE, 31 CCC, 31 UL

Mains / ELV dimming is not possible

Mains and/or ELV dimming is not possible. The wireless wall switch is advised for dimming in this case.

Compatible models: 31 CE, 31 CCC, 31 UL
